

Instrumentation Tube Fittings

for Large Size Application



How to Order

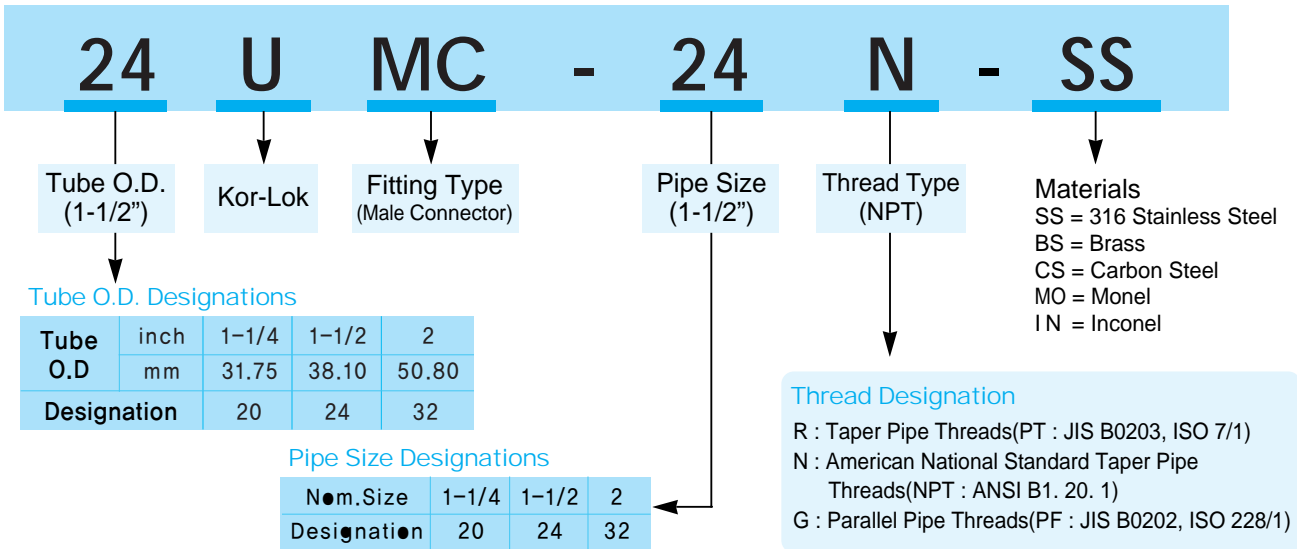
Kor-Lok Tube Fittings are ordered by part number as shown Index.

Size : Tube and pipe thread size are designated by the number of sixteenths of an inch and metric size.

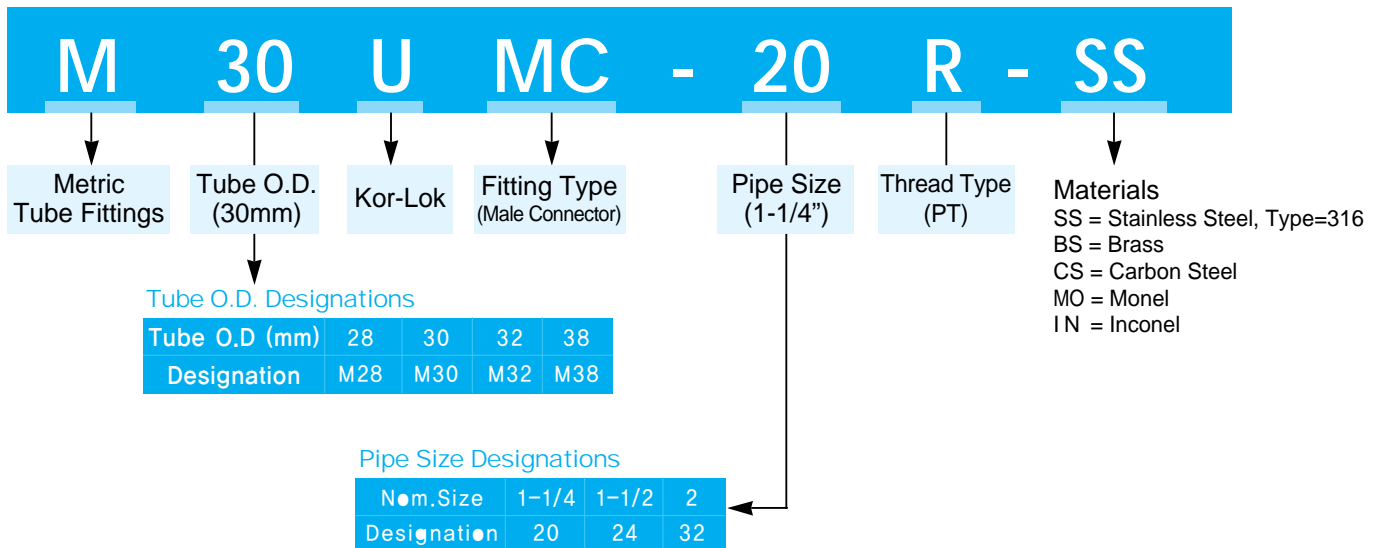
Type : A letter or combination of letters and numbers are used to designate the type of fittings.

Material : Basic material types(SS = 316SS, B=Brass).

Nomenclature for Fractional Tube





Nomenclature for Metric Tube




INDEX


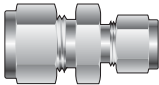
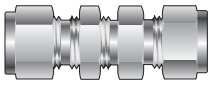

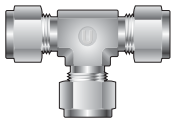
■ Tube to Male Pipe

PART	ITEM	Page
Male Connector UMC		4
Male Elbow UME		4




■ Tube to Female Pipe

PART	ITEM	Page
Female Connector UFC		5


■ Tube to Tube

PART	ITEM	Page
Union UU		5
Reducing Union URU		6
Bulkhead Union UBU		6
Union Elbow UEU		7
Union Tee UUT		7

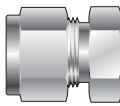




■ Stub Tube Connector


PART	ITEM	Page
Reducer UR		8
Male Adapter UMA		8
Female Adapter UFA		9

■ Tube to Welded Systems

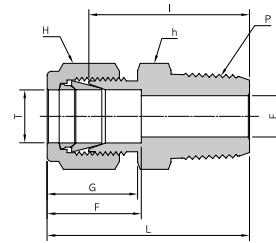
PART	ITEM	Page
Male Pipe Weld Connector UPCW		9

■ Components

PART	ITEM	Page
Tube Cap UC		10
Tube Plug UP		10
Nut UN		11
Front Ferrule UFF		11
Back Ferrule UBF		11



Male Connector
UMC



Connects Fractional Tube to Female NPT Thread


Part No.	Tube O.D. T		P (NPT)	E Min	h		H		F	G	l	L
	in	mm			in	mm	in	mm				
20UMC-16N	1-1/4	31.75	1	22	1-3/4	44.44	1-7/8	47.63	41.1	38.8	55.1	77.2
20UMC-20N	1-1/4	31.75	1-1/4	27	1-3/4	44.44	1-7/8	47.63	41.1	38.8	55.1	77.2
24UMC-24N	1-1/2	38.10	1-1/2	34	2-1/8	53.98	2-1/4	57.15	50.0	45.2	61.7	88.9
32UMC-32N	2	50.80	2	46	2-3/4	69.85	3	76.20	67.7	62.7	76.2	113.5

Male ISO Tapered Threads are available for all fractional UMC. Add "R" as a suffix instead of "N".

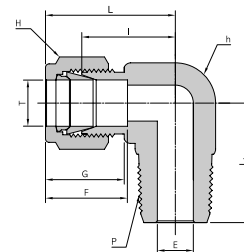
Connects Metric Tube to ISO Tapered Thread

Part No.	Tube O.D. T(mm)	P (PT)	E Min	h	H	F	G	l	L
M28UMC-16R	28.0	1	22.0	41.27	46.04	36.6	36.6	51.6	72.4
M28UMC-20R	28.0	1-1/4	22.0	46.04	46.04	36.6	36.6	52.3	73.1
M30UMC-20R	30.0	1-1/4	26.0	46.04	49.21	39.6	39.2	55.6	77.2
M32UMC-20R	32.0	1-1/4	28.0	46.04	49.21	42.0	41.6	56.6	79.6
M38UMC-24R	38.0	1-1/2	33.0	55.56	60.32	49.4	47.9	64.0	91.6

Male NPT Threads are available for all metric UMC. Add "N" as a suffix instead of "R".



Male Elbow
UME



Connects Fractional Tube to Female NPT Thread

Part No.	Tube O.D. T		P (NPT)	E Min	h		H		F	G	l	L	L ₁
	in	mm			in	mm	in	mm					
20UME-20N	1-1/4	31.75	1-1/4	27	1-11/16	42.86	1-7/8	47.63	41.1	38.8	44.4	66.5	47.7
24UME-24N	1-1/2	38.10	1-1/2	34	2	50.80	2-1/4	57.15	50.0	45.2	50.8	77.9	60.4
32UME-32N	2	50.80	2	46	2-3/4	69.85	3	76.20	62.7	63.7	69.8	107.1	70.6


Male ISO Tapered Threads are available for all fractional UME. Add "R" as a suffix instead of "N".

Connects Metric Tube to Female ISO Tapered Thread

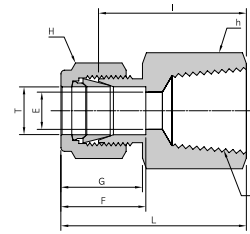
Part No.	Tube O.D. T(mm)	P (PT)	E Min	h (mm)	H (mm)	F	G	l	L	L ₁
M30UME-20R	30.00	1-1/4	26	46.04	49.21	39.6	39.2	48.3	69.9	53.1
M32UME-20R	32.00	1-1/4	27	46.04	49.21	42.0	41.6	49.3	72.3	53.1
M38UME-32R	38.00	1-1/2	33	55.56	60.32	49.4	47.9	56.4	84.0	60.4

Male NPT Threads are available for all metric UME. Add "N" as a suffix instead of "R".

Note : Dimensions are reference only, subject to change without prior notice. F, G and L are typical finger tight.



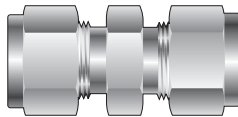
Female Connector
UFC



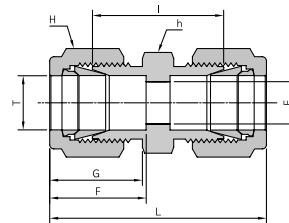
Connects Fractional Tube to Male NPT Thread

Part No.	Tube O.D. T		P (NPT)	E Min	h		H		F	G	l	L
	in	mm			in	mm	in	mm				
20UFC-20N	1-1/4	31.75	1-1/4	27	2-1/8	53.98	1-7/8	47.63	41.1	38.8	52.5	74.6
24UFC-24N	1-1/2	38.10	1-1/2	34	2-3/8	60.33	2-1/4	57.15	50.0	45.2	56.1	83.3
32UFC-32N	2	50.80	2	46	2-7/8	73.03	3	76.20	67.5	62.7	64.2	101.6

Female ISO Tapered Threads are available for all fractional UFC. Add "R" as a suffix instead of "N".



Union
UU



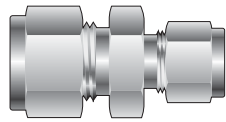
Connects Fractional Tube

Part No.	Tube O.D. T		E Min	h		H		F	G	l	L
	in	mm		in	mm	in	mm				
20UU	1-1/4	31.75	27	1-3/4	44.44	1-7/8	47.63	41.1	38.8	48.0	92.2
24UU	1-1/2	38.10	34	2-1/8	53.97	2-1/4	57.15	50.0	45.2	53.6	107.9
32UU	2	50.80	46	2-3/4	69.85	3	76.20	67.5	62.7	74.6	149.3

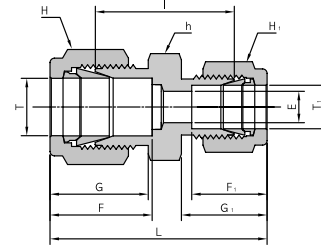
Connects Metric Tube

Part No.	Tube O.D. T(mm)	E Min	h		H		F	G	l	L
			in	mm	in	mm				
M28UU	28.0	22	1-5/8	41.27	1-13/16	46.04	36.6	36.6	43.4	85.0
M30UU	30.0	26	1-13/16	46.04	1-15/16	49.21	39.6	39.2	49.5	92.7
M32UU	32.0	28	1-13/16	46.04	1-15/16	49.21	42.0	41.6	51.3	97.3
M38UU	38.0	33	2-3/16	55.56	2-3/8	60.32	49.4	47.9	58.4	113.6

Note : Dimensions are reference only, subject to change without prior notice. F,G and L are typical finger tight.

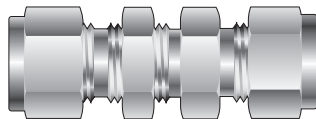


Reducing Union
URU

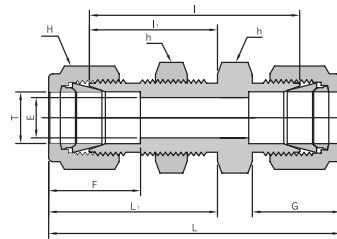


Connects Metric Tube

Part No.	Tube O.D.		E Min	Width across flat			F	F ₁	G	G ₁	l	L
	T(mm)	T ₁ (mm)		h	H	H ₁						
M30URU-M18	30.0	18.0	15	46.04	49.21	30.16	39.6	24.4	39.2	22.0	43.7	75.4
M30URU-M20	30.0	20.0	16	46.04	49.21	31.75	39.6	26.0	39.2	22.0	43.7	75.4
M30URU-M25	30.0	25.0	22	46.04	49.21	38.10	39.6	31.3	39.2	26.5	46.2	80.1
M32URU-M18	32.0	18.0	24	46.04	49.21	30.16	42.0	24.4	41.6	22.0	44.7	77.8
M32URU-M20	32.0	20.0	26	46.04	49.21	31.75	42.0	26.0	41.6	22.0	44.7	77.8
M32URU-M25	32.0	25.0	31	46.04	49.21	38.10	42.0	31.3	41.6	26.5	47.0	82.3
M38URU-M20	38.0	20.0	26	55.56	60.32	31.75	49.4	26.0	47.9	22.0	49.8	87.5
M38URU-M25	38.0	25.0	30	55.56	60.32	38.10	49.4	31.3	47.9	26.5	52.1	92.0
M38URU-M30	38.0	30.0	40	55.56	60.32	50.80	49.4	39.6	47.9	39.2	55.4	104.6



Bulkhead Union
UBU




Connects Fractional Tube

Part No.	Tube O.D.		E min	h		H		F	G	l	l ₁	L	L ₁	Panel Hole Drill Size	Max Panel Thickness
	in	mm		in	mm	in	mm								
20UBU	1-1/4	31.75	27	1-7/8	47.63	1-7/8	47.63	41.1	38.8	78.9	47.7	123.1	69.8	42.0	20.0
24UBU	1-1/2	38.10	34	1-1/4	57.15	2-1/4	57.15	50.0	45.2	84.8	49.2	139.1	76.5	50.0	20.0
32UBU	2	50.82	46	2-3/4	69.85	3	76.20	67.5	62.7	105.6	56.3	180.3	93.7	58.0	20.0

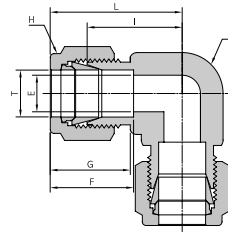
Connects Metric Tube

Part No.	Tube O.D. T(mm)	E min	h		H		F	G	l	l ₁	L	L ₁	Panel Hole Drill Size	Max Panel Thickness
			in	mm	in	mm								
M30UBU	30.0	26	1-15/16	49.21	1-15/16	49.21	39.6	39.2	80.5	48.6	123.7	69.8	40.0	20.0
M32UBU	32.0	28	1-15/16	49.21	1/15/16	49.21	42.0	41.6	82.3	49.5	128.3	72.5	42.0	20.0
M38UBU	38.0	33	2-3/8	60.32	2-3/8	60.32	49.4	47.9	89.4	51.5	144.6	79.1	50.0	20.0

Note : Dimensions are reference only, subject to change without prior notice. F,G and L are typical finger tight.



Union Elbow
UEU

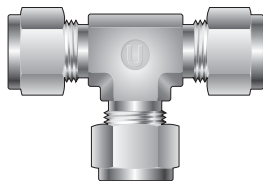


Connects Fractional Tube

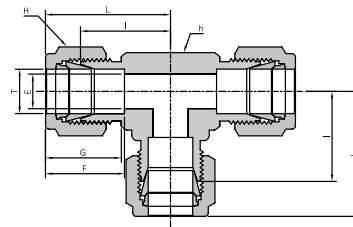
Part No.	Tube O.D. T		E Min	h		H		F	G	l	L
	in	mm		in	mm	in	mm				
20UEU	1-1/4	31.75	27	1-11/16	42.86	1-7/8	47.63	41.1	38.8	44.4	66.5
24UEU	1-1/2	38.10	34	2	50.80	2-1/4	57.15	50.0	45.2	50.8	77.9
32UEU	2	50.80	46	2-3/4	69.85	3	76.20	67.5	62.7	69.8	107.1

Connects Metric Tube

Part No.	Tube O.D. T(mm)	E Min	h		H		F	G	l	L
			in	mm	in	mm				
M28UEU	28.0	22	1-5/8	41.27	1-13/16	46.04	36.6	36.6	43.2	64.0
M30UEU	30.0	26	1-13/16	46.04	1-15/16	49.21	39.6	39.2	48.3	69.9
M32UEU	32.0	27	1-13/16	46.04	1-15/16	49.21	42.0	41.6	49.3	72.3
M38UEU	38.0	33	2-3/16	55.56	2-3/8	60.32	49.4	47.9	56.4	84.0



Union Tee
UUT



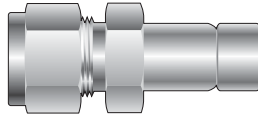
Connects Fractional Tube

Part No.	Tube O.D. T		E Min	h		H		F	G	l	L
	in	mm		in	mm	in	mm				
20UUT	1-1/4	31.75	27	1-11/16	42.86	1-7/8	47.63	41.1	38.8	44.4	66.5
24UUT	1-1/2	38.10	34	2	50.80	2-1/4	57.15	50.0	45.2	50.8	77.9
32UUT	2	50.80	46	2-3/4	69.85	3	76.20	67.5	62.7	69.8	107.1

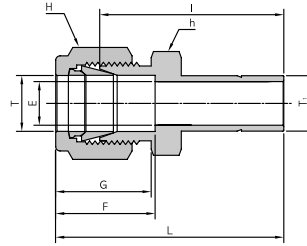
Connects Metric Tube

Part No.	Tube O.D. T(mm)	E Min	h		H		F	G	l	L
			in	mm	in	mm				
M28UUT	28.0	22	1-5/8	41.27	1-13/16	46.04	36.6	36.6	43.2	64.0
M30UUT	30.0	26	1-13/16	46.04	1-15/16	49.21	39.6	39.2	48.3	69.9
M32UUT	32.0	27	1-13/16	46.04	1-15/16	49.21	42.0	41.6	49.3	72.3
M38UUT	38.0	33	2-3/16	55.56	2-3/8	60.32	49.4	47.9	56.4	84.0

Note : Dimensions are reference only, subject to change without prior notice. F,G and L are typical finger tight.




Reducer
UR

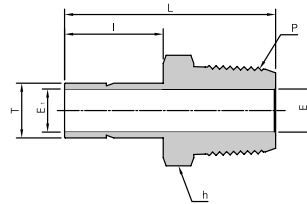


Connects Fractional Tube to Fractional Kor-Lok Port

Part No.	Tube O.D.				E Min	h		H		F	G	l	L
	T		T ₁			in	mm	in	mm				
20UR-24	1-1/4	31.75	1-1/2	38.10	27	1-7/8	47.63	2-1/4	57.15	41.1	38.8	82.0	104.1
20UR-32	1-1/4	31.75	2	50.80	27	1-7/8	47.63	3	76.20	41.1	38.8	103.1	125.2
24UR-32	1-1/4	38.10	2	50.80	34	2-1/4	57.15	3	76.20	50.0	45.2	104.1	131.3



Male Adapter
UMA



Connects Fractional Kor-Lok Port to Female NPT Thread

Part No.	Tube O.D. T		P (NPT)	E min	h		l	L
	in	mm			in	mm		
20UMA-20N	1-1/4	31.75	1-1/4	27	1-3/4	44.45	40.0	80.2
24UMA-24N	1-1/2	38.10	1-1/2	33	2-1/8	53.98	51.5	94.4
32UMA-32N	2	50.80	2	45	2-3/4	69.85	68.4	119.3


Female ISO Tapered Threads are available for all fractional UMA. Add "R" as a suffix instead of "N".

Connects Metric Kor-Lok Port to Female ISO Tapered Thread

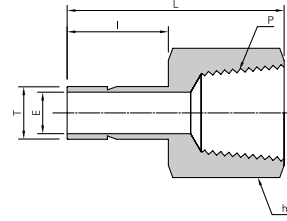
Part No.	Tube O.D. T (mm)	P (PT)	E	h		l	L
				in	mm		
M28UMA-16R	28.0	1	23	1-3/8	34.92	31.7	74.7
M28UMA-20R	28.0	1-1/4	23	1-13/16	46.04	31.7	76.2
M30UMA-20R	30.0	1-1/4	25	1-13/16	46.04	40.0	80.0
M32UMA-20R	32.0	1-1/4	27	1-13/16	46.04	40.0	81.0
M38UMA-24R	38.0	1-1/2	33	2-3/16	55.56	51.5	92.2

Female NPT Threads are available for all metric UMA. Add "N" as a suffix instead of "R".

Note : Dimensions are reference only, subject to change without prior notice. F,G and L are typical finger tight.



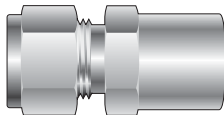
Female Adapter
UFA



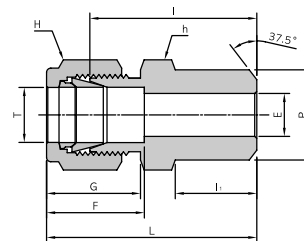
Connects Fractional Kor-Lok Port to Male NPT Thread

Part No.	Tube O.D. T		P (NPT)	E Min	h		l	L
	in	mm			in	mm		
20UFA-20N	1-1/4	31.75	1-1/4	27	2-1/8	53.9	40.0	77.7
24UFA-24N	1-1/2	38.10	1-1/2	33	2-3/8	60.3	51.5	88.9
32UFA-32N	2	50.80	2	45	2-7/8	73.0	68.4	107.4

Female ISO Tapered Threads are available for all fractional UFA. Add "R" as a suffix instead of "N".



Male Pipe Weld Connector
UPCW




Connects Fractional Tube to Pipe

Part No.	Tube O.D. T		Pipe Weld size P		E Min	h		H		F	G	l	l ₁	L
	in	mm	Nom	O.D.		in	mm	in	mm					
20UPCW-20P	1-1/4	31.75	1-1/4	42.16	27	1-3/4	44.45	2	50.80	41.1	38.8	55.1	23.9	77.2
24UPCW-24P	1-1/2	38.10	1-1/2	48.26	34	2-1/8	53.98	2-1/4	57.15	50.0	45.2	61.7	26.2	88.9
32UPCW-32P	2	50.80	2	60.33	47	2-3/4	69.85	3	76.20	67.5	62.7	76.2	26.9	113.5

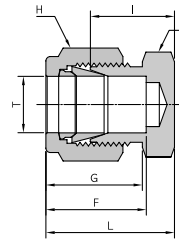
Connects Metric Tube to Pipe

Part No.	Tube O.D. T(mm)	Pipe Weld size P	E Min	h	H	F	G	l	l ₁	L
M30UPCW-20P	30.0	1-1/4	26.0	46.04	49.21	39.6	39.2	55.6	23.9	77.2
M32UPCW-20P	32.0	1-1/4	28.0	46.04	49.21	42.0	41.6	56.6	23.9	79.6
M38UPCW-24P	38.0	1-1/2	33.0	55.56	60.32	49.4	47.9	64.0	26.2	91.6

Note : Dimensions are reference only, subject to change without prior notice. F,G and L are typical finger tight.



Tube Cap
UC




Connects Fractional Tube

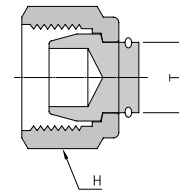
Part No.	Tube O.D. T		h		H		F	G	l	L
	in	mm	in	mm	in	mm				
20UC	1-1/4	31.75	1-3/4	44.45	1-7/8	47.63	41.1	38.8	31.2	53.3
24UC	1-1/2	37.10	2-1/8	53.98	2-1/4	57.15	50.0	45.2	37.3	64.5
32UC	2	50.80	2-3/4	69.85	3	76.20	67.5	62.7	49.2	86.6

Connects Metric Tube

Part No.	Tube O.D. T(mm)	h	H	F	G	l	L
M28UC	28.0	41.27	46.04	36.6	36.6	27.7	48.5
M30UC	30.0	46.04	49.21	39.6	39.2	31.8	53.4
M32UC	32.0	46.04	49.21	42.0	41.6	32.8	55.8
M38UC	38.0	55.56	60.32	49.4	47.9	37.8	65.4



Tube Plug
UP



Connects Fractional Tube

Part No.	Tube O.D. T		H	
	in	mm	in	mm
20UP	1-1/4	31.75	1-7/8	47.63
24UP	1-1/2	38.10	2-1/4	57.15
32UP	2	50.80	3	76.20

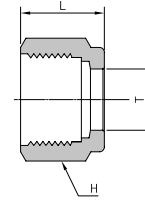
Connects Metric Tube

Part No.	Tube O.D. T(mm)	H
M28UP	28.0	46.04
M30UP	30.0	49.21
M32UP	32.0	49.21
M38UP	38.0	60.32

Note : Dimensions are reference only, subject to change without prior notice. F,G and L are typical finger tight.



Nut
UN



Connects Fractional Tube

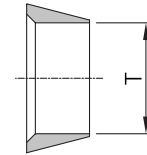
Part No.	Tube O.D. T		H		L
	in	mm	in	mm	
20UN	1-1/4	31.75	1-7/8	47.63	31.7
24UN	1-1/2	38.10	2-1/4	57.15	38.1
32UN	2	50.80	3	76.20	52.3

Connects Metric Tube

Part No.	Tube O.D. T(mm)	H	L
M28UN	28.0	46.04	30.6
M30UN	30.0	49.21	23.7
M32UN	32.0	49.21	34.4
M38UN	38.0	60.32	40.6



Front Ferrule
UFF



Connects Fractional Tube

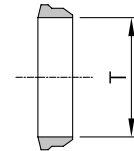
Part No.	Tube O.D. T	
	in	mm
20UFF	1-1/4	31.75
24UFF	1-1/2	37.10
32UFF	2	50.80

Connects Metric Tube

Part No.	Tube O.D. T (mm)
M28UFF	28.0
M30UFF	31.0
M32UFF	32.0
M38UFF	38.0



Back Ferrule
UBF



Connects Fractional Tube

Part No.	Tube O.D. T	
	in	mm
20UBF	1-1/4	31.75
24UBF	1-1/2	38.10
32UBF	2	50.80

Connects Metric Tube

Part No.	Tube O.D. T (mm)
M28UBF	28.0
M30UBF	30.0
M32UBF	32.0
M38UBF	38.0

Note : Dimensions are reference only, subject to change without prior notice. F,G and L are typical finger tight.



유니온금속공업(주)
UNION METAL INDUSTRIAL CO.,LTD.

Head Office and Factory

133 Block-1Lot, Namdong Industrial Complex,
704, Gojan-Dong, Namdong-Gu, Incheon, KOREA.
TEL:+82-32-821-6601 FAX:+82-32-821-6604
<http://www.unilok.com>
E-mail:unilok@unilok.com

Master Distributor

Kor-Lok USA, LLC
15060 West Drive, Suite 100 Houston, TX 77053, USA
TEL:+1-281-437-8400 FAX:+1-281-437-8437
<http://www.korlokusa.com>
E-mail:michelle@korlokusa.com